



**OPTIONAL**  
**IWR-85**  
Insert for Radius



<b>ART. 85</b>		SMUSSATRICE PORTATILE ELETTRICA PORTABLE ELECTRIC CHAMFERING MACHINE CHANFREINEUSE PORTATIVE ELECTRIQUE ELEKTRISCHE ANFASMASCHINE											
Volt 230/1F Watt 1200					kg	ISO TPMA 22.04.08		$\varnothing$	R				
hp	Rpm	m/s	E	F	G	dB	kg	$\varnothing$ mm	Z	$\varnothing$	Rmin	Sm	J°
1,6	7000	18	210	330	160	70	6	50	3	120	12	0+8	45°

**ELECTRIC TRANSFORMER**

Volt 400 → Volt 48



<b>ART. 15</b>		SMUSSATRICE PORTATILE ELETTRICA V.48 PORTABLE ELECTRIC CHAMFERING MAC. CHANFREINEUSE PORTATIVE ELECTRIQUE KANTENFRÄSMASCHINE TRAGBAR V.48										
Volt 400 → Volt 48 kW 0,75			F	E	kg							
hp	Rpm	m/s	dB	E	F	G	kg					
1	2800	12	68	250	400	260	16					
ISO SPUN 12.03.08												
$\varnothing$ mm	Z	P	R	T	Sm	J°						
80	20	250	80	80	0+20	15°+45°						

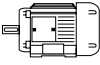

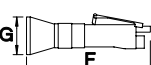





**OPTIONAL**  
**SMT**  
For tubes  $\varnothing$  min 140

<b>ART. 19</b>		SMUSSATRICE ELETTRICA A VOLT 48 CHAMFERING MACHINE VOLT 48 CHANFREINEUSE ELECTRIQUE VOLT 48 KANTENFRÄSMASCHINE STATIONÄR V.48										
Volt 400 → Volt 48 kW 0,75			F	E	kg							
hp	Rpm	m/s	dB	E	F	G	G1	kg				
1	2800	12	68	600	600	1110	980	110				
ISO SPUN 12.03.08												
$\varnothing$ mm	Z	P	R	T	Sm	J°						
80	20	250	80	80	0+20	15°+45°						
		500	80	80	0+6	15°+45°						







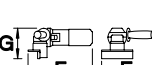


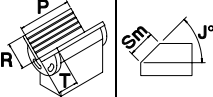
<b>ART. 41</b>							SMUSSATRICE PORT. PNEUMATICA "MINI" PORTABLE PNEUMATIC CHAMFERING MAC. CHANFREINEUSE PORTAT. PNEUMATIQUE PNEUMATISCHE KANTENFRÄSMASCHINE								
									Bar 6			Lt/1' 200			
<b>kW</b>	<b>Rpm</b>	<b>Rpm'</b>	<b>dB</b>	<b>G</b>	<b>F</b>	<b>kg</b>									
0,11	20000	12000	70	Ø50	170	0,8									
															
<b>Ø mm</b>		<b>Z</b>		<b>Sm</b>		<b>J°</b>									
10		3		0+1		45°									



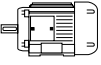



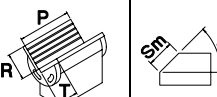
**INCLUDED**

**Milling cutter**  
for ART.41



<b>ART. 42</b>								SMUSSATRICE PORTATILE ELETTRICA PORTABLE ELECTRIC CHAMFERING MAC. CHANFREINEUSE PORTATIVE ELECTRIQUE ELEKTRISCHE ANFASMASCHINE								
									Volt 230/1F				Watt 670			
<b>hp</b>	<b>Rpm</b>	<b>m/s</b>	<b>dB</b>	<b>E</b>	<b>F</b>	<b>G</b>	<b>kg</b>									
0,9	11000	17	68	220	300	130	2									
																
ISO SPMA 09.03.08																
<b>Ø mm</b>		<b>Z</b>		<b>P</b>	<b>R</b>	<b>T</b>	<b>Sm</b>	<b>J°</b>								
30		2		130	50	30	0+3	45°								



<b>ART. 84</b>												SMUSSATRICE PORTATILE ELETTRICA PORTABLE ELECTRIC CHAMFERING MACHINE CHANFREINEUSE PORTATIVE ELECTRIQUE ELEKTRISCHE ANFASMASCHINE											
																							
Volt 230/1F												Watt 1200											
<b>hp</b>	<b>Rpm</b>	<b>m/s</b>	<b>E</b>	<b>F</b>	<b>G</b>	<b>dB</b>	<b>kg</b>	<b>Ø mm</b>	<b>Z</b>	<b>P</b>	<b>R</b>	<b>T</b>	<b>Sm</b>	<b>J°</b>									
1,6	7000	15	245	330	155	70	4,8	40	3	180	60	40	0+8	45°									

