



OPTIONAL

INV.

- Inverter per la regolazione elettronica da 0 a 3000 giri/min
- Inverter for the electronic adjustment from 0 to 3000 Rpm
- Variateur pour le réglage électronique de 0 à 3000 T/min
- Inverter für stufenlose elektronische Regulierung von 0 bis 3000 UpM



OPTIONAL
IA-2

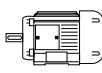
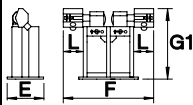



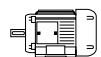


ART. 66		PULTRICE SINGOLA SINGLE POLISHING MACHINE POLISSOIR CHAQUE SCHLEIF-UND POLIERMASCHINE							
Volt 400 kW 1,8									
hp	Rpm	m/s	dB	E	F	G1	L	kg	
2,5	1400 2800	18 36	70	600	950	910	350	80	
NOT INCLUDED		OPTIONAL		OPTIONAL		OPTIONAL			
Ø mm		INVERTER		IA-1					
Ø250xØ25		Rpm 0÷3000							

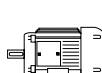
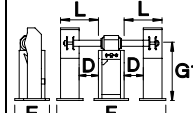



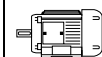
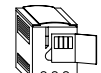

ART. 74		PULTRICE PROFESSIONAL SINGOLA PROFESS. SINGLE POLISHING MACHINE POLISSOIR PROFESSIONNEL CHAQUE SCHLEIF-UND POLIERMASCHINE							
Volt 400 kW 4,4									
hp	Rpm	m/s	dB	E	F	G1	L	kg	
6	1400 2800	22 44	70	600	950	890	370	90	
NOT INCLUDED		OPTIONAL		OPTIONAL		OPTIONAL			
Ø mm		Rpm		INVERTER		IA-1			
Ø300xØ35		700÷1400		Rpm 0÷3000				kW 0,55	

ART. 27		PULTRICE DOPPIA DOUBLE POLISHING MACHINE POLISSOIR (2 POSTES) DOPPELSCHLEIF-UND POLIERMASCHINE							
Volt 400 kW 1,8									
hp	Rpm	m/s	dB	E	F	G1	L	kg	
2,5	1400 2800	18 36	70	600	1000	910	300	85	
NOT INCLUDED		OPTIONAL		OPTIONAL		OPTIONAL			
Ø mm		INVERTER		IA-2					
Ø250xØ25		Rpm 0÷3000						kW 0,55	

ART. 46		PULTRICE PROFESSIONAL DOPPIA PROFESS. DOUBLE POLISHING MACHINE POLISSOIR (2 POSTES) PROFESSIONNEL DOPPELSCHLEIF-UND POLIERMASCHINE							
Volt 400 kW 4,4									
hp	Rpm	m/s	dB	E	F	G1	L	kg	
6	1400 2800	22 44	70	600	1050	890	320	105	
NOT INCLUDED		OPTIONAL		OPTIONAL		OPTIONAL			
Ø mm		Rpm		INVERTER		IA-2			
Ø300xØ35		700÷1400		Rpm 0÷3000				kW 0,55	



ART. 71		PULTRICE PROFESSIONAL DOPPIA PROFESSIONAL DOUBLE POLISHING MACHINE POLISSOIR (2 POSTES) PROFESSIONNEL DOPPELSCHLEIF-UND POLIERMASCHINE													
															
Nr.2 Volt 400 kW 4,4		E F G1 L		dB		kg		NOT INCLUDED Ø mm		OPTIONAL Rpm		OPTIONAL INVERTER		OPTIONAL ASP.01	
hp	Rpm	m/s	E	F	G1	L	dB	kg	Ø mm	Rpm	INVERTER	ASP.01			
6	1400 2800	22 44	600	1600	890	350	70	250	Ø300xØ35	700÷1400	Rpm 0÷3000	kW 1,5			

ART. 94		PULTRICE PROFESSIONAL DOPPIA PROFESSIONAL DOUBLE POLISHING MACHINE POLISSOIR (2 POSTES) PROFESSIONNEL DOPPELSCHLEIF-UND POLIERMASCHINE														
																
Volt 400 kW 5,5		E F G1 D L		dB		kg		NOT INCLUDED Ø mm		OPTIONAL Rpm		OPTIONAL INVERTER		OPTIONAL ASP.01		
hp	Rpm	m/s	E	F	G1	D	L	dB	kg	Ø mm	Rpm	INVERTER	ASP.01			
7,5	1400 2800	29 58	600	1700	890	300	590	70	265	Ø400xØ35	700÷1400	Rpm 0÷3000	kW 1,5			