




WE ARE AIMING EVEN BETTER.

MICROWEILY

VARIABLE SPEED CENTER LATHE

TY-18VS/22VS/26VS SERIES

Special accessory shown in this picture is rear splash guard





WE ARE AIMING EVEN BETTER.

MICROWEILY


ISO 9000 CERTIFICATE OF REGISTRATION NO. FM25064 APPROVED BY BSI QUALITY ASSURANCE

MAIN FEATURES

- The slideways between the saddle and bed are TURCITE B coated
 1. Reducing the friction resistance
 2. Saving power consumption
 3. Handier operation
 - The cross slide is induction hardened to HRC 52° and precision ground
 - 2 Speeds feed tailstock is standard supplied
 - Hardened and precision ground gears and bedway
- The 3-Jaw chuck, halogen work lamp, chuck guard, rear splash guard, leadscrew protector, 4-way tool post protector and digital read out are optional equipment.



- Gears and spline shaft in headstock are hardened and ground.



- Electrical panel and switch are EC approved. (Optional)

TY-2500/TY-2000

TY-2240VS/TY-2260VS/TY-2280VS/TY-22100VS/TY-22120VS/TY-22160VS

TY-2640VS/TY-2660VS /TY-2680VS/TY-26100VS/TY-26120VS/TY-26160VS

SPECIFICATION :

SERIES		18VS		22VS		26VS	
MODEL		TY-2500	TY-2000	TY-2240VS TY-2260VS TY-2280VS	TY-22100VS TY-22120VS TY-22160VS	TY-2640VS TY-2660VS TY-2680VS	TY-26100VS TY-26120VS TY-26160VS
CAPACITY	Swing over bed	458 mm (18")		560 mm (22")		660 mm (26")	
	Swing over cross slide	288 mm (11-5/16")		360 mm (14-1/8")		460 mm (18-1/16")	
	Swing in gap diameter	640 mm (25-3/16")		745 mm (29-3/8")		845 mm (33-1/4")	
&	Length of gap in front of face plate	180 mm (7-1/16") (W/D1-6") 195 mm (7-11/16") (W/A1-6")		180 mm (7-1/16") (W/D1-8")			
	Center height	230 mm (9")		280 mm (11")		330 mm (13")	
DIMENSION	Center admits between	1145 mm (45")	1600 mm (63")	1000 mm (40") / 1530 mm (60-1/4") / 2040 mm (80-5/16") 2550 mm (100-3/8") / 3060 mm (120-1/2") / 4060 mm (160")			
	Bed width	300 mm (11-13/16")		400 mm (16-1/8")			
	Motor for spindle	10HP, 3ph, 4P		15HP, 3ph, 4P			
	Motor for coolant pump	1/8HP, 3ph		1/8HP, 3ph			
HEADSTOCK	Spindle bore	60 mm (2-5/16")		104 mm (4-1/16")			
	Spindle nose	D1-6" ASA Std., or A1-6" ISO Std.		D1-8" ASA Std.			
	Spindle taper in nose/sleeve	No.6 / No.4		No.8 / No.5			
	Speeds number	Variable x 3 Steps		Variable x 2 Steps			
	Speeds range	Constant Torque TY2500 / TY-2000 H 125-800 100-640 800-2500 640-2000 M 43-270 35-215 270-850 215-680 L 14-90 12-70 90-275 70-220		Constant Torque H 70-700 700-1500 L 26-260 260-550			
CARRIAGE & COMPOUND	Cross slide travel	265 mm (10-7/16")		320 mm (12-1/2")		380 mm (14-15/16")	
	Compound rest travel	135 mm (5-5/16")		255 mm (10")			
	Leadscrew diameter & thread	35 mm (1-3/8") / 6 mm pitch or 4 T.P.I.		38 mm (1-1/2") / 6 mm P or 4 T.P.I.			
THREADS	Imperial threads	60 Nos. 2-112 T.P.I.		60 Nos. 2-112 T.P.I.			
	Metric threads	60 Nos. 0.2-14 mm Pitch		60 Nos. 0.2-14 mm Pitch			
	Diametral pitch threads	50 Nos. 4-112 D.P.		50 Nos. 4-112 D.P.			
	Module pitch threads	50 Nos. 0.2-7 M.P.		50 Nos. 0.2-7 M.P.			
& FEEDS	Longitudinal feeds	Imperial	50 Nos. 0.0014"-0.0387" / rev.	50 Nos. 0.0014"-0.0387" / rev.			
		Metric	50 Nos. 0.037-1.04 mm / rev.	50 Nos. 0.037-1.04 mm / rev.			
	Cross feeds	Imperial	50 Nos. 0.0007"-0.01935" / rev.	50 Nos. 0.0007"-0.01935" / rev.			
		Metric	50 Nos. 0.0185-0.52 mm / rev.	50 Nos. 0.0185-0.52 mm / rev.			
TAILSTOCK	Quill dia./travel	60 mm (2-3/8") / 150 mm (5-7/8")		75 mm (2-15/16") / 160 mm (6-5/16")			
	Quill taper	No.4 Morse		No.5 Morse			
WEIGHT & MEASURES (APPROX.)	Machine length	2435 mm (95-7/8")	2935 mm (115-1/2")	2538 mm (100") / 3048 mm (120") / 3558 mm (140") / 4068 mm (160-1/8") 4578 mm (180-1/4") / 5598 mm (220-2/5")			
	Machine width	1077 mm (42-3/8")		1280 mm (50-3/8")			
	Machine height	1230 mm (48-7/16")		1305 mm (51-3/8")		1355 mm (53-3/8")	
MEASURES (APPROX.)	Packing dimensions	100"x50"x67"	120"x50"x67"	100"x57"x73"/121"x57"x73"/140"x57"x73"/165"x57"x73"/185"x57"x73"/223"x57"x73"			
	Net weight	1970 Kg	2170 Kg	2030Kg(2240VS) / 2280Kg(2260VS) / 2530Kg(2280VS) / 2780Kg(22100VS) 3030Kg(22120VS) / 3530Kg(22160VS) / 2130Kg(2640VS) / 2380Kg(2660VS) 2630Kg(2680VS) / 2880Kg(26100VS) / 3130Kg(26120VS) / 3630Kg(26160VS)			
	Gross weight	2270 kg	2470 kg	2180Kg(2240VS) / 2430Kg(2260VS) / 2680Kg(2280VS) / 2980Kg(22100VS) 3230Kg(22120VS) / 3830Kg(22160VS) / 2280Kg(2640VS) / 2530Kg(2660VS) 2780Kg(2680VS) / 3080Kg(26100VS) / 3330Kg(26120VS) / 3930Kg(26160VS)			

* Design and specifications are subject to change without notice.



WE ARE AIMING EVEN BETTER.

MICROWEILY

WEY YII CORP.

409-6 PEI-TON ROAD, PEI-TON DIST., 406
 P.O. BOX 901, TAIWAN
 TEL: 886-4-22447999
 FAX: 886-4-22444555, 22448555
 E-mail: b139@ms17.hinet.net, microweily@yahoo.com.tw
 http://www.microweily.com.tw