






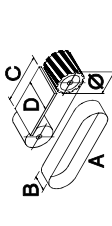























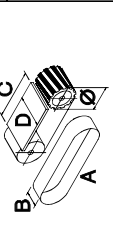



<b>ART. 86</b>	LEVIGATRICE A NASTRO DA BANCO BELT GRINDING MACHINE FOR DESK TANK DE BANC BANDSCHLEIFMASCHINE FÜR WERKBANK										
	Volt 400 kW 1,1	hp 1,5	Rpm 2800	30							
				OPTIONALS							
A	B	C	D	Ø mm	INV.MF	BAS.01					
1250	50	300	60	Ø2200x50xØ20	Rpm 0-3000	ASP.04					










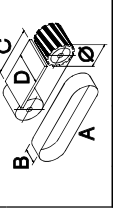



<b>ART. 82</b>	LEVIGATRICE A NASTRO + PULITRICE DA BANCO BELT GRINDING + POLISHING MACHINE FOR DESK TANK + POLISSOIR DE BANC BANDSCHLEIF-UND POLIERMASCHINE										
	Volt 400 kW 1,1	hp 1,5	Rpm 2800	30							
				OPTIONALS							
A	B	C	D	Ø mm	INV.MF	BAS.01					
1250	50	300	60	Ø2200x50xØ20	Rpm 0-3000	ASP.04					




NOT INCLUDED

<b>ART. 87</b>	LEVIGATRICE ORIENTABILE A NASTRO ORIENTABLE BELT GRINDING MACHINE TANK BANDSCHLEIFMASCHINE										
	Volt 400 kW 1,1	hp 1,5	Rpm 2800	30							
				OPTIONALS							
A	B	C	D	Ø mm	INV.MF	IA-1					
1250	50	300	60	Ø2200x50xØ20	Rpm 0-3000	kW 0.55					



<b>ART. 136</b>	LEVIGATRICE A NASTRO + SMERIGLIATRICE BELT GRINDING + GRINDING MACHINE FOR DESK TANK + MEULE DE BANC BANDSCHLEIFM-UND SCHEIBENSCHLEIFER										
	Volt 400 kW 1,1	hp 1,5	Rpm 2800	30							
				OPTIONALS							
A	B	C	D	Ø mm	INV.MF	BAS.01					
1250	50	300	60	Ø2200x50xØ20	Rpm 0-3000	ASP.04					





	<b>ART. 89</b>		<b>LEVIGATRICE A NASTRO + PULITRICE DA BANCO</b> <b>BELT GRINDING + POLISHING MACHINE FOR DESK</b> <b>TANK + POLISSOIR DE BANC</b> <b>BANDSCHLEIF-UND POLIERMASCHINE</b>		
Volt 400 kW 1,1 hp Rpm m/s 1,5 2800 15	dB 72	F E G G1 600 550 640 230 34	F E G G1 600 630 640 155 34	kg 34	kg 34
				<b>OPTIONALS</b> 	
A B C D Ø 1000 100 290 100 100	Ø 100	INV.MF Rpm 0+-3000	INV.MF Rpm 0+-3000	BAS.01 Rpm 0+-3000	ASP.04 Rpm 0+-3000

	<b>ART. 135</b>		<b>LEVIGATRICE A NASTRO + SMERIGLIATRICE</b> <b>BELT GRINDING + GRINDING MACHINE FOR DESK</b> <b>TANK + MEULE DE BANC</b> <b>BANDSCHLEIF-UND SCHEIBENSCHLEIFER</b>		
Volt 400 kW 1,1 hp Rpm m/s 1,5 2800 15	dB 72	F E G G1 600 630 640 155 34	F E G G1 600 630 640 155 34	kg 34	kg 34
				<b>OPTIONALS</b> 	
A B C D Ø 1000 100 290 100 100	Ø 100	NOT INCLUDED	NOT INCLUDED	INV.MF Rpm 0+-3000	ASP.04 Rpm 0+-3000

	<b>ART. 22</b>		<b>LEVIGATRICE A NASTRO DA BANCO</b> <b>BELT GRINDING MACHINE FOR DESK</b> <b>TANK DE BANC</b> <b>BANDSCHLEIFMASCHINE FÜR WERKBANK</b>		
Volt 400 kW 1,1 hp Rpm m/s 1,5 2800 15	dB 70	E F G G1 550 450 600 150 28	E F G G1 550 450 600 150 28	kg 28	kg 28
				<b>OPTIONALS</b> 	
A B C D Ø 1000 100 290 100 100	Ø 100	BAS.01 kg 40	BAS.01 kg 40	ASP.04 kg 45	ASP.04 kg 45

	<b>ART. 45</b>		<b>LEVIGATRICE ORIENTABILE A NASTRO</b> <b>ORIENTABLE BELT GRINDING MACHINE</b> <b>TANK</b> <b>SCHWENKBARE BANDSCHLEIFMASCHINE</b>		
Volt 400 kW 1,1 hp Rpm m/s 1,5 2800 15	dB 70	E F G G1 520 650 1300 790 60	E F G G1 520 650 1300 790 60	kg 60	kg 60
				<b>OPTIONALS</b> 	
A B C D Ø 1000 100 290 100 100	Ø 100	IA-1 kW 0.55	IA-1 kW 0.55	IA-1 kW 0.55	IA-1 kW 0.55





<b>ART. 08</b>		LEVIGATRICE DOPPIA ORIENT. A NASTRO DOUBLE ORIENTABLE BELT GRINDING MAC. TANK (2 POSTES) DOPPELBAND - SCHLEIFMASCHINE					
Volt 400 kW 1,8							
hp	Rpm	m/s	dB	E	F	G	G1
2,5	1400	10	70	600	650	1600	980
	2800	20					
						kg	
						kg	
						OPTIONALS	
A	B	C	D	Ø	SQT	IA-2	
1500	120	470	120	135	H=445 L=80	KW 0,55	



OPTIONAL  
IA-2

<b>ART. 06</b>		LEVIGATRICE A NASTRO + SMERIGLIATRICE BELT GRINDING + GRINDING MACHINE TANK + MEULE BANDSCHLEIFM.-UND SCHEIBENSCHLEIFER					
Volt 400 kW 1,8							
hp	Rpm	m/s	dB	E	F	G	G1
2,5	1400	10	70	600	700	1600	980
	2800	20					
						kg	
						kg	
						NOT INCLUDED	
A	B	C	D	Ø	mm	OPTIONAL	
1500	120	470	120	135	Ø200x25xØ20	IA-2	
						KW 0,55	




<b>ART. 05</b>		LEVIGATRICE A NASTRO + PULITRICE BELT GRINDING + POLISHING MACHINE TANK + POLISSOIR BANDSCHLEIF-UND POLIERMASCHINE					
Volt 400 kW 1,8							
hp	Rpm	m/s	dB	E	F	G	G1
2,5	1400	10	70	600	900	1600	910
	2800	20					
						kg	
						kg	
						NOT INCLUDED	
A	B	C	D	Ø	mm	OPTIONAL	
1500	120	470	120	135	Ø250xØ25	IA-2	
						KW 0,55	




<b>ART. 127</b>		LEVIGATRICE A NASTRO + PULITRICE BELT GRINDING + POLISHING MACHINE TANK + POLISSOIR BANDSCHLEIF-UND POLIERMASCHINE					
Volt 400 kW 4,4							
hp	Rpm	m/s	dB	E	F	G	G1
6	1400	10	70	600	920	1750	910
	2800	20					
						kg	
						kg	
						NOT INCLUDED	
A	B	C	D	Ø	mm	OPTIONAL	
1750	200	590	200	135	Ø300xØ35	IA-2	
						KW 0,55	







<b>ART. 38</b>	LEVIGATRICE ORIENTABILE A NASTRO ORIENTABLE BELT GRINDING MACHINE BACKSTAND SCHWENKBARE BANDSCHLEIFMASCHINE					<b>kg</b>				
	<b>Volt 400 kW 3.7</b>	<b>hp</b>	<b>Rpm</b>				<b>m/s</b>	<b>dB</b>	<b>E</b>	<b>F</b>
	5	2800	18	75	1100	700	1150	830	180	
						<b>OPTIONAL</b>				
<b>A</b>	<b>B</b>	<b>C</b>	<b>D</b>				<b>Ø</b>	<b>IA-2</b>		
2000	150	470	180	250		<b>kw 0.55</b>				



<b>ART. 33</b>	LEVIGATRICE ORIENTABILE A NASTRO ORIENTABLE BELT GRINDING MACHINE BACKSTAND SCHWENKBARE BANDSCHLEIFMASCHINE					<b>kg</b>				
	<b>Volt 400 kW 3.7</b>	<b>hp</b>	<b>Rpm</b>				<b>m/s</b>	<b>dB</b>	<b>E</b>	<b>F</b>
	5	2800	18	75	1100	700	1150	830	150	
						<b>OPTIONAL</b>				
<b>A</b>	<b>B</b>	<b>C</b>	<b>D</b>				<b>Ø</b>	<b>IA-2</b>		
2000	75	470	100	250		<b>kw 0.55</b>				



<b>ART. 67</b>	LEVIGATRICE ORIENTABILE A NASTRO ORIENTABLE BELT GRINDING MACHINE BACKSTAND SCHWENKBARE BANDSCHLEIFMASCHINE					<b>kg</b>				
	<b>Volt 400 kW 3</b>	<b>hp</b>	<b>Rpm</b>				<b>m/s</b>	<b>dB</b>	<b>E</b>	<b>F</b>
	4	2800	30	73	1100	550	1000	840	90	
						<b>OPTIONAL</b>				
<b>A</b>	<b>B</b>	<b>C</b>	<b>D</b>				<b>Ø</b>	<b>IA-1</b>		
2000	75	605	100	200		<b>kw 0.55</b>				



**ART. 73 N**

LEVIGATRICE FRONTALE  
FRONTAL BELT GRINDING MACHINE  
PONCEUSE FRONTAL  
STRICH-BANDSCHLEIFMASCHINE

						OPTIONAL ASP.01
Volt 400 kW 3						
hp Rpm	E F G G1	dB	kg	Ø D M N P T J°	OPTIONAL ASP.01	
4 1400 2800	1050 550 1200 910	70	225	135 200 565 300 565 300 -45°/+45°	KW 1,5	

**ART. 90**

LEVIGATRICE ORIENTABILE A NASTRO  
ORIENTABLE BELT GRINDING MACHINE  
BACKSTAND  
SCHWENKBARE BANDSCHLEIFMASCHINE

						OPTIONAL ASP.01
Volt 400 kW 4,5						
hp Rpm	E F G G1	dB	kg	A B C D Ø	OPTIONAL ASP.01	
7 1400 2800	1420 700 1150 830	75	220	2500 200 720 230 250	KW 1,5	

**OPTIONAL**

**INV.**


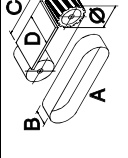



- Inverter per la regolazione elettronica
- Inverter for the electronic adjustment
- Variateur pour le réglage électronique
- Inverter für stufenlose elektronische Regulierung


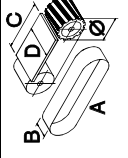



**COVER INCLUDED**



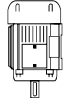



**OPTIONAL**  
Foot switch

**OPTIONAL**  
Foot switch

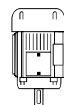



<b>ART. 64</b> 	<b>LEVIGATRICE A NASTRO PROFESSIONAL</b> <b>PROFESSIONAL BELT GRINDING MACHINE</b> <b>BACKSTAND PROFESSIONNELLE</b> <b>BERUFICHE BANDSCHLEIFMASCHINE</b>										<b>OPTIONAL</b> <b>ASP.01</b> kW 1,5
	Volt 400 kW 4,5 <b>hp   Rpm   m/s</b>	<b>E</b>   <b>F</b>   <b>G</b>   <b>G1</b>	<b>A</b>   <b>B</b>   <b>C</b>   <b>D</b>   <b>Ø</b>								
6   1400   15 2800   30	720   1390   1020   900	2500   300   900   300   200									

<b>ART. 59</b> 	<b>LEVIGATRICE A NASTRO PROFESSIONAL</b> <b>PROFESSIONAL BELT GRINDING MACHINE</b> <b>BACKSTAND PROFESSIONNELLE</b> <b>BERUFICHE BANDSCHLEIFMASCHINE</b>										<b>OPTIONAL</b> <b>ASP.01</b> kW 1,5
	Volt 400 kW 5,2 <b>hp   Rpm   m/s</b>	<b>E</b>   <b>F</b>   <b>G</b>   <b>G1</b>	<b>A</b>   <b>B</b>   <b>C</b>   <b>D</b>   <b>Ø</b>								
7   700   9 1400   18	1100   1700   1100   890	3100   500   1000   550   250									

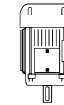





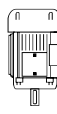


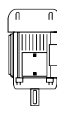


<b>ART. 24</b>		LEVIGATRICE A DISCO GRINDING DISK-MACHINE LAPIDAIRE TELLERSCHLEIFMASCHINE						
Volt 400 kW 1,8								
hp	Rpm	m/s	dB	E	F	G	G1	kg
2,5	1400	30	70	600	800	1300	920	105
$\emptyset$	M	N	J°	OPTIONAL IA-1				
400	450	230	0°-90°	KW 0,55				




<b>ART. 62</b>		LEVIGATRICE A DISCO GRINDING DISK-MACHINE LAPIDAIRE TELLERSCHLEIFMASCHINE						
Volt 400 kW 3								
hp	Rpm	m/s	dB	E	F	G	G1	kg
4	950	30	68	700	800	1360	900	135
$\emptyset$	M	N	J°	OPTIONAL IA-1				
600	650	230	0°-90°	KW 0,55				


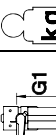


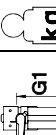




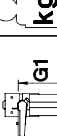


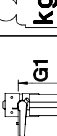

<b>ART. 52</b>		LEVIGATRICE A DISCO GRINDING DISK-MACHINE LAPIDAIRE TELLERSCHLEIFMASCHINE						
Volt 400 kW 4								
hp	Rpm	m/s	dB	E	F	G	G1	kg
5,5	950	40	70	1300	1000	1450	870	370
$\emptyset$	M	N	J°	OPTIONAL ASP.01				
800	1000	300	-45°-++45°	KW 1,5				

<b>ART. 98</b>	LEVIGATRICE A DISCO ORIZZONTALE HORIZONTAL GRINDING DISK-MACHINE LAPIDAIRE HORIZONTAL HORIZONTAL TELLERSCHLEIFMASCHINE							
								
Volt 400 kW 3								
hp	Rpm	m/s	dB	E	F	G	G1	kg
4	950	30	68	850	650	970	880	130
OPTIONAL <b>ASP.03</b> kW 0,75								
A	B	C	D	Ø	600	C	80	



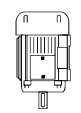

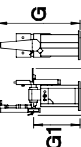




**OPTIONAL  
IA-2**

<b>ART. 21</b>	LEVIG. A NASTRO + LEVIGATRICE A DISCO BELT GRINDING + GRINDING DISK-MACHINE TANK + LAPIDAIRE BANDSCHLEIF-UND TELLERSCHLEIFMASC.							
								
Volt 400 kW 1,8								
hp	Rpm	m/s	dB	E	F	G	G1	kg
2,5	1400	10	70	600	800	1600	980	145
OPTIONAL <b>IA-2</b> kW 0,55								
A	B	C	D	Ø	135	400	450	230
				Ø	135	400	450	230
				J°	0°-90°			

<b>ART. 99</b>	LEVIG. A NASTRO + LEVIGATRICE A DISCO BELT GRINDING + GRINDING DISK-MACHINE TANK + LAPIDAIRE BANDSCHLEIF-UND TELLERSCHLEIFMASC.							
								
Volt 400 kW 4								
hp	Rpm	m/s	dB	E	F	G	G1	kg
5,5	700	5	75	600	880	1750	980	240
OPTIONAL <b>IA-2</b> kW 0,55								
A	B	C	D	Ø	135	600	650	230
				Ø	135	600	650	230
				J°	0°-90°			



**ART. 30**  
**LEVIGATRICE TELESC. + LEVIG. A DISCO**  
**TELESCOPIC + GRINDING DISK-MACHINE**  
**TANK TELESCOPIQUE + LAPIDAIRE**  
**TELESKOPBAND-UND TELLERSCHLEIFMAS.**

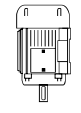






			
<b>Volt 400 kW 1,8</b>	<b>hp Rpm m/s</b>	<b>E F G G1</b>	<b>kg</b>
1400 2,5	15 2800	600 900 1850 910	150
70	30		
		<b>A</b>	<b>B</b>
<b>Ø mm</b>	<b>A</b>	<b>B</b>	
Ø200x50xØ20	2000+-2500	50	
	<b>OPTIONAL</b>		
<b>Ø M N J°</b>	<b>IA-2</b>		
400   450   230   0°-90°	kw 0.55		



**OPTIONAL IA-2**

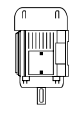

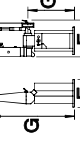

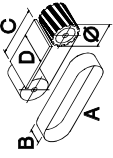



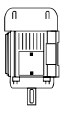

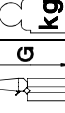





**ART. 26**  
**LEVIGATRICE A DISCO + PULITRICE**  
**GRINDING DISK-MACHINE + POLISHING MAC.**  
**LAPIDAIRE + POLISSOIR**  
**TELLERSCHLEIF-UND POLIERMACHINE**


			
<b>Volt 400 kW 1,8</b>	<b>hp Rpm m/s</b>	<b>E F G G1</b>	<b>kg</b>
1400 2,5	18 2800	600 1000 1300 910	120
70	36		
		<b>NOT INCLUDED</b>	
<b>Ø M N J°</b>	<b>Ø mm</b>	<b>OPTIONAL</b>	<b>IA-2</b>
400   450   230   0°-90°	Ø250xØ25	kw 0.55	



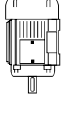

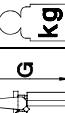

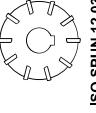
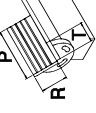
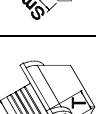
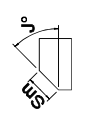

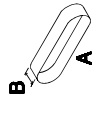
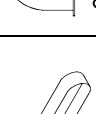
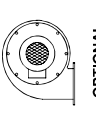
**ART. 31**  
**LEVIG. A NASTRO + LEVIG. TELESCOPICA**  
**BELT GRINDING + TELESCOPIC GRINDING M.**  
**TANK + TANK TELESCOPIQUE**  
**TELESKOPBAND-UND BANDSCHLEIFMASC.**

			
<b>Volt 400 kW 1,8</b>	<b>hp Rpm m/s</b>	<b>E F G G1</b>	<b>kg</b>
1400 2,5	15 2800	600 800 1850 910	150
70	30		
		<b>A</b>	<b>B</b>
<b>A B C D Ø</b>	<b>Ø mm</b>	<b>A</b>	<b>B</b>
1500   120   470   120   135	Ø200x50xØ20	2000+-2500	50

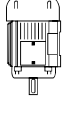

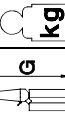


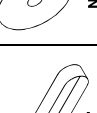

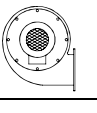
<b>ART. 32</b>	LEVGATRICE TELESCOPICA + PULITRICE TELESCOPIC GRINDING + POLISHING MAC. TANK TÉLESCOPIQUE + POLISSOIR TELESKOPBAND-UND POLIERMASCHINE		
			
Volts 400 kW 1,8			
hp Rpm m/s	E F G	E F G	G1
2,5 1400 15	600 1000 1850	600 1000 1850	
2800 30			
			
Ø mm	A B	A B	OPTIONAL
Ø200x50xØ20	2000÷2500	50	IA-2
			KW 0,55



**OPTIONAL IA-2**


<b>ART. 23</b>	SMUSSATRICE + LEVGATRICE TELES. CHAMFERING + TELESCOPIC GRINDING M. CHANFREINEUSE + TANK TÉLESCOPIQUE KANTENFRÄS UND TELESKOP-BANDSCHL.		
			
Volts 400 kW 1,8			
hp Rpm m/s	E F G	E F G	G1
2,5 1400 15	600 700 1850	600 700 1850	
2800 30			
			
ISO SPUN 12.03.08	P	R	J°
Ø mm	Z	P R T	Sm
80	10	500 80 100	0÷6 15°÷45°
			
Ø mm	A B	A B	OPTIONAL
Ø200x50xØ20	2000÷2500	50	IA-1
			KW 0,55



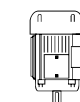
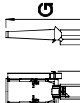




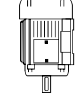
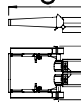
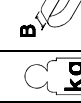


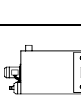
<b>ART. 34</b>	LEVG. TELESCOPICA + SMERGLIATRICE TELESCOPIC GRINDING + GRINDING MAC. TANK TÉLESCOPIQUE + MEULE TELESKOPBAND-UND SCHEIBENSCHLEIFM.		
			
Volts 400 kW 1,8			
hp Rpm m/s	E F G	E F G	G1
2,5 1400 15	600 800 1850	600 800 1850	
2800 30			
			
Ø mm	A B	A B	OPTIONAL
Ø200x50xØ20	2000÷2500	50	IA-2
			KW 0,55






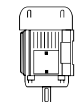
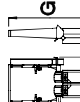
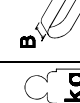












OPTIONAL  
INV.

<p><b>ART. 57</b></p> <p>LEVIGATRICE PROFESSIONAL DOPPIA ORIENTABILE A NASTRO TELESCOPICA          PROFESSIONAL DOUBLE TELESCOPIC ORIENTABLE BELT GRINDING MACHINE          TANK ( 2 POSTES ) TELESCOPIQUE PROFESSIONNEL          DOPPELTELESKOP-BANDSCHLEIFMASCHINE</p>											
											
Volt 400 kW 4,4	STANDARD	OPTIONAL	OPTIONAL	OPTIONAL	OPTIONAL	OPTIONAL	OPTIONAL	OPTIONAL	OPTIONAL	OPTIONAL	OPTIONAL
<b>hp</b> 1400	<b>E</b> 600	<b>F</b> 1100/2200	<b>G</b> 880	<b>G1</b> 880	<b>A</b> 2500+-3000	<b>B</b> 50	<b>Ø mm</b> Ø250x50xØ35	<b>Ø mm</b> Ø250x75-100	<b>Ø mm</b> Ø250x75-100	<b>INVERTER</b>	<b>ASP.01</b>
18	600	1100/2200	880	880	2500+-3000	50	Ø250x50xØ35	Ø250x75-100	Ø250x75-100	Rpm 0-3000	kW 1,5
2800	600	1100/2200	880	880	2500+-3000	50	Ø250x50xØ35	Ø250x75-100	Ø250x75-100	Rpm 0-3000	kW 1,5




OPTIONAL  
INV.

<p><b>ART. 58</b></p> <p>LEVIGATRICE PROFESSIONAL DOPPIA ORIENTABILE A NASTRO TELESCOPICA          PROFESSIONAL DOUBLE TELESCOPIC ORIENTABLE BELT GRINDING MACHINE          TANK ( 2 POSTES ) TELESCOPIQUE PROFESSIONNEL          DOPPELTELESKOP-BANDSCHLEIFMASCHINE</p>											
											
Nr.2 Volt 400	STANDARD	OPTIONAL	OPTIONAL	OPTIONAL	OPTIONAL	OPTIONAL	OPTIONAL	OPTIONAL	OPTIONAL	OPTIONAL	OPTIONAL
<b>hp</b> 1400	<b>E</b> 600	<b>F</b> 1670/2200	<b>G</b> 880	<b>G1</b> 880	<b>A</b> 2500+-3000	<b>B</b> 50	<b>Ø mm</b> Ø250x50xØ35	<b>Ø mm</b> Ø250x75-100	<b>Ø mm</b> Ø250x75-100	<b>INVERTER</b>	<b>ASP.01</b>
18	600	1670/2200	880	880	2500+-3000	50	Ø250x50xØ35	Ø250x75-100	Ø250x75-100	Rpm 0-3000	kW 1,5
2800	600	1670/2200	880	880	2500+-3000	50	Ø250x50xØ35	Ø250x75-100	Ø250x75-100	Rpm 0-3000	kW 1,5



OPTIONAL  
INV.



OPTIONAL  
INV.

<p>LEVIGATRICE PROFESSIONAL ORIENTABILE A NASTRO TELESCOPICA + PULITRICE PROFESSIONAL          PROFESSIONAL TELESCOPIC ORIENTABLE BELT GRINDING + PROFESSIONAL POLISHING MACHINE          TANK TELESCOPIQUE PROFESSIONNEL + POLISSOIR PROFESSIONNEL          TELESKOPBAND-UND POLIERMASCHINE</p>																			
<p><b>ART.</b> <b>72</b></p>		<p>Nr.2 Volt 400 kW 4,4</p>																	
<p>hp   Rpm</p>		<p>m/s</p>		<p>E F G G1</p>		<p>E F G G1</p>		<p>kg</p>		<p>dB</p>		<p>kg</p>		<p>NOT INCLUDED</p>		<p>OPTIONAL</p>		<p>OPTIONAL</p>	
<p>6   1400 2800</p>		<p>18   600 36   1100</p>		<p>600   1100 2200   880</p>		<p>600   1650 2200   880</p>		<p>200   2500-3000</p>		<p>70</p>		<p>200   2500-3000</p>		<p>Ø mm</p>		<p>INVERTER</p>		<p>ASP.01</p>	
														<p>Ø300xØ35</p>		<p>Rpm 0-3000</p>		<p>KW 1,5</p>	

<p>LEVIGATRICE PROFESSIONAL ORIENTABILE A NASTRO TELESCOPICA + PULITRICE PROFESSIONAL          PROFESSIONAL TELESCOPIC ORIENTABLE BELT GRINDING + PROFESSIONAL POLISHING MACHINE          TANK TELESCOPIQUE PROFESSIONNEL + POLISSOIR PROFESSIONNEL          TELESKOPBAND-UND POLIERMASCHINE</p>																			
<p><b>ART.</b> <b>70</b></p>		<p>Nr.2 Volt 400 kW 4,4</p>																	
<p>hp   Rpm</p>		<p>m/s</p>		<p>E F G G1</p>		<p>E F G G1</p>		<p>kg</p>		<p>dB</p>		<p>kg</p>		<p>STANDARD</p>		<p>OPTIONAL</p>		<p>OPTIONAL</p>	
<p>6   1400 2800</p>		<p>18   600 36   1650</p>		<p>600   1100 2200   880</p>		<p>600   1650 2200   880</p>		<p>295   2500-3000</p>		<p>73</p>		<p>295   2500-3000</p>		<p>Ø mm</p>		<p>INVERTER</p>		<p>ASP.01</p>	
														<p>Ø250x75-100</p>		<p>Rpm 0-3000</p>		<p>KW 1,5</p>	